

Simple Skills to Multiply Disciples



INTRODUCTION

Follow me, and I will teach you how to fish for people.

Jesus (Mark 1:17)

In many countries, if you take out a coin you will find that on one side is the head of an existing or former ruler. Jesus is our Ruler, he is our King. In Mark 1:17 he commands his first disciples to follow him. A follower is someone who has surrendered to him as their king.

There are two sides to every coin. On one side of the coin Jesus is our King, we obey him. On the other side of the coin he promises in Mark 1:17 to teach us to fish for people. Fishing for people is the job of every disciple. You can't split a coin. You can't separate following Jesus from fishing for people.

These studies are for people who want to follow Jesus and fish for people.

CONTENTS

4 Questions **2**

1. Why make disciples?
2. Who do you reach?
3. What do you say?
4. When to make disciples?

DBS Process **11**

1. DBS Questions
2. Curriculum
3. DBS Process suggestions

4 Skills **15**

1. Reaching new people
2. Bridging to the Gospel
3. 3Thirds discipleship
4. Forming healthy churches

Next **22**

- Discovery Bible Study plan
- Fathers Hear and Four Fields - Movement Model
- Principles of Movements

4 Questions

JESUS' FINAL WORDS

Then Jesus came to them and said, "All authority in heaven and on earth has been given to me. Therefore go and make disciples of all nations, baptizing them in the name of the Father and of the Son and of the Holy Spirit, and teaching them to obey everything I have commanded you. And surely I am with you always, to the very end of the age."

Matt 28:18-20

MATTHEW 28:18-20 98%
JESUS: "GO...MAKE DISCIPLES" -> DON'T

1. WHY?

What did Jesus command his followers to do?

Yet 98% of Christians don't share their faith. (USA)

We're going to answer 4 Questions in 1 session on 1 sheet of paper (411). (You will need to practice these skills to master the process!)

If we can answer these four questions we'll be well on the way to obeying what Jesus commanded.

1. **Why** make disciples?
2. **Who** do you reach?
3. **What** do you say?
4. **When** to make disciples?

For a video demonstration of the 4Questions visit: www.movements.net/skills

1. WHY?

Therefore, if anyone is in Christ, the new creation has come: The old has gone, the new is here!

All this is from God, who reconciled us to himself through Christ and gave us the ministry of reconciliation: that God was reconciling the world to himself in Christ, not counting people's sins against them.

And he has committed to us the message of reconciliation. We are therefore Christ's ambassadors, as though God were making his appeal through us. We implore you on Christ's behalf: Be reconciled to God. God made him who had no sin to be sin for us, so that in him we might become the righteousness of God.

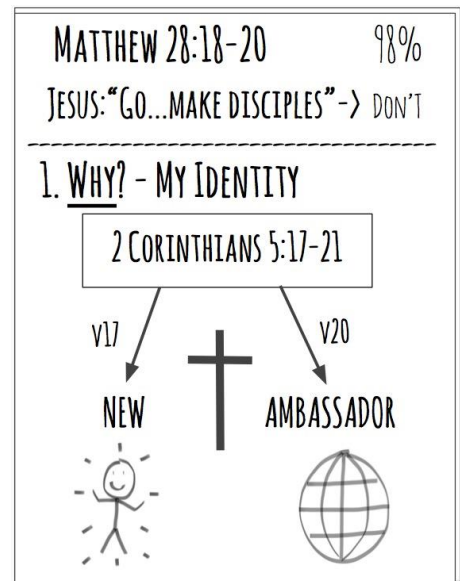
2 Cor 5:17-21

Discovery

What words describe our identity?

How did this happen?

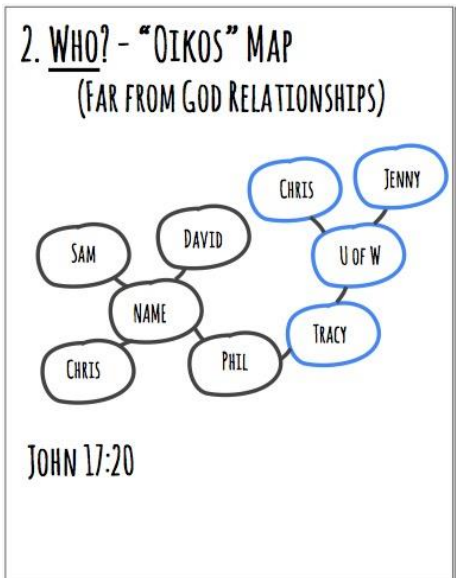
What does it mean to be an ambassador?



2. WHO?

Then, leaving her water jar, the woman went back to the town and said to the people, "Come, see a man who told me everything I ever did. Could this be the Messiah?" They came out of the town and made their way toward him.

John 4:28-30



Briefly retell the story of Jesus and the Woman at the Well (John 4:4-26, 39-42).

- To whom does the woman go?
- What does she say to them?
- How soon after meeting Jesus does she do this?
- What's the result?
- When we share the gospel, do we share with individuals or families? What is Jesus modelling here?

The Woman is a God-prepared person or "person of peace" (Luke 10:1-10).

A person of peace receives the:

- Messenger
- Message
- Mission

How can you be a person of peace to the people in your world?

Your Relationship (oikos) Map

Write your name and put a circle around it.

Who do you know who is far from God? Think of friends, neighbours, work-mates, family.

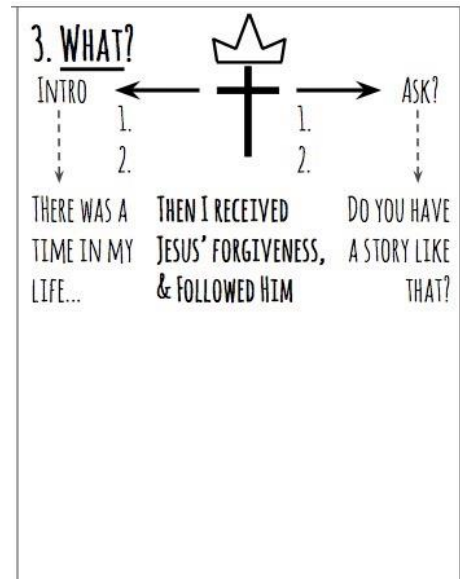
Add the names of the people you know who are far from God. Identify the individuals and groups they know who are far from God.

Jesus prayed for the people who would believe through his disciples (John 17:20).

3. WHAT?

"Come, see a man who told me everything I ever did.

John 4:29



a. Your story

Like the Woman at the Well we need to learn to share our story. Here's an outline you can use.

Introduction	Life before	Meeting Jesus	Life since	Question
"There was a time in my life when..."	One or two statements describing your life without Christ.	How you received forgiveness through his death and resurrection and made him the ruler of your life.	One or two statements describing your life following Christ.	Have you had an experience like that?"

Example:

There was a time in my life when I had no hope left. I thought life wasn't worth living.

Then I received Jesus' forgiveness through his death for me. I made him my king.

Since then God has changed me from the inside out and given me a relationship with him that will last forever.

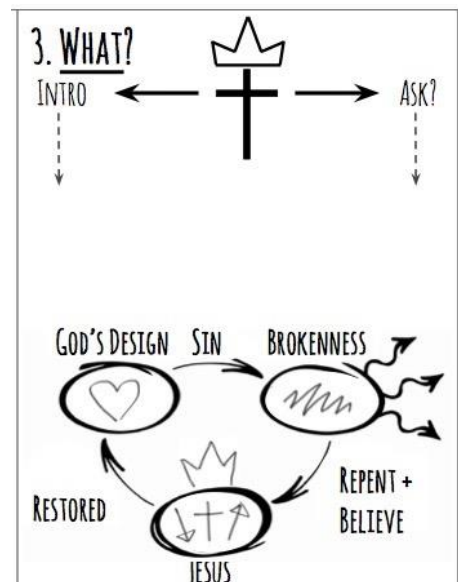
Have you had an experience like that?

Your story in 30 seconds . . .

3. WHAT?

Peter replied, "Repent and be baptized, every one of you, in the name of Jesus Christ for the forgiveness of your sins. And you will receive the gift of the Holy Spirit.

Acts 2:38



b. The 3Circles

You need a simple way of communicating the gospel and asking for a response.

1 Choose a bridge:

ie. *How can I pray for you? Do you feel near or far from God? Could I share with you how you could be near to God?*

2 Draw and explain the 3 Circles

What the presentation at: www.movements.net/3circles

3 Ask the 3Questions

- Which circle best describes your life right now? Listen, than ask,
- Where would you like to be?
- Is there anything stopping you responding to Jesus now?

4 Listen for three possible responses:

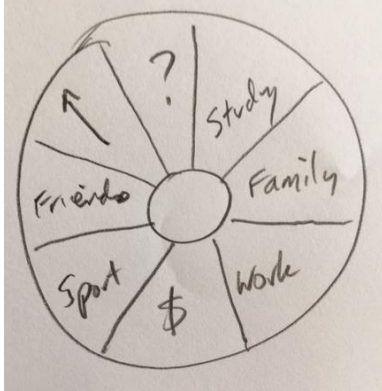
- Red light* — I'm not interested
 - Smile and move on.
- Yellow light* — I'm not ready
 - Offer to meet again and discuss some stories about Jesus using the 7 Stories of Hope, p16.
- Green light* — I'm ready
 - Ask them to to tell you in their own words what they understood of the 3 Circles.
 - Ask them to put what they have understood into a prayer to God.
 - Go over *Why, Who, What and When* with them.
 - Help them draw a simple People Map and ask who they could share their story with.
 - Make a time to meet again within 1-2 days and begin the 7 Commands.

4. WHAT?

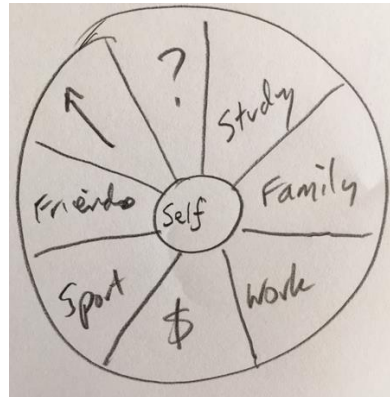
c. Lordship Circles

This diagram helps us understand what it means to have Jesus as Lord of our lives.

A-These 2 circles are a model of a person's life. Add the things that make up a person's life. Last of all add arrow= ambition, ? =things that may be questionable!



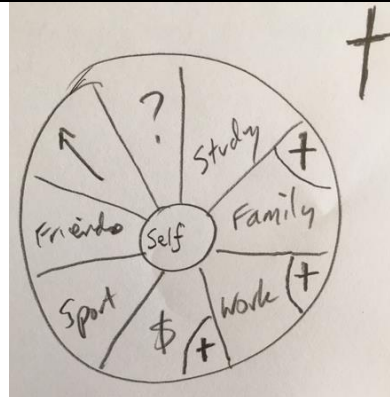
Ask: "In the average person who is it that sits at the centre of these life domains and manages all this?"



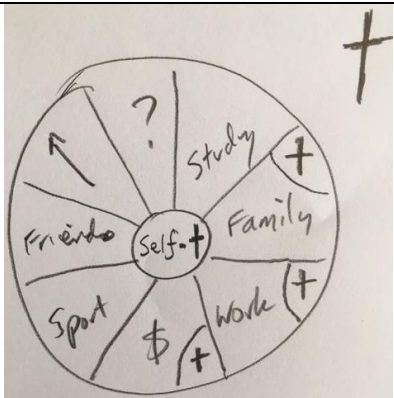
B-Yes the person or "self" sits at the centre.



C-Draw cross outside circles. Say: "Many of us are conscious of God's presence and aware that He is there but we do not pay a lot of attention to Him."



D-Add the little crosses, saying: "Maybe if we are in trouble with money or work or we have some family needs we will pray about these things. However, if I was to say: "Jesus is Lord of my life", where would we draw the cross on the diagram to represent this?"



E- In the centre – draw cross next to Self

F-By inviting Jesus to be our Lord, we are inviting Him into the centre of our lives. He does not obliterate the self, but as the senior partner Jesus directs how we ought to live our lives. When you invite Jesus into your life, he helps you live in a way that is pleasing to God and gives virtue and nobility to your life. It is reasonable to do this as Jesus is the creator of life – he is the maestro of life and a better master of my life than I am!

Have you ever done anything like this, invited Jesus into the centre of your life? (pause)

Would you like to? OR What do you think God is saying to you now?

4. WHAT?

d. Praying for Healing

When you enter a town and are welcomed, eat what is offered to you. ⁹ Heal the sick who are there and tell them, ‘The kingdom of God has come near to you.’ Luke 10:8-9

Ask “Is there anything we could pray for you or your family? Does anyone need work, sickness or maybe today is a day to give thanks?”

If they request prayer for sickness. Ask what can they not do? Is there some kind of limited mobility etc? Say “Is it OK for me to put my hand on your shoulder as I pray?”

Then pray a short direct prayer asking Jesus to heal this person of their specific problem, and end “in Jesus name”.

Enquire – how are they feeling? Get them to test the mobility of the limb etc.

Tell them God loves them and ask if they would like to know Jesus who heals and gives eternal life to his disciples? Bridge to 3 Circles.

4. WHEN?

"Therefore everyone who hears these words of mine and puts them into practice is like a wise man who built his house on the rock. The rain came down, the streams rose, and the winds blew and beat against that house; yet it did not fall, because it had its foundation on the rock.

Matt 7:24-26

4. WHEN?

MATTHEW 7:24, 26

WISE: HEAR & OBEY JESUS

FOOL: HEAR & ~~OBEY JESUS~~

SET GOALS:

-PRAY FOR OIKOS

DAILY TIME

-SHARE GOSPEL

NAME(S) FROM OIKOS / TIME

-TRAIN 411

NAME(S) / TIME

-START

WHEN?

COMMANDS

WHERE?

OF CHRIST

WHO ELSE?

WWW.OBEYCHRIST.COM

Discovery

What are the similarities between the two men in Jesus parable?

What are the differences?

What will you do?

Before you fill out the chart, choose one or two people from your "Oikos Map" and practice what you would say to bridge into a gospel conversation where you will share your story, 3 Circles or a Bible Story etc.. This practice may involve the phone call to set up the meeting and then the conversational flow leading to the gospel. See page 17 for some sample bridges.

Pray daily	When will you pray? Where will you put the list?
Share the gospel this week	Who and When?
Train believers this week (411)	Who and When?
Start a 7Commands Group	Who, When, Where?

DBS Process

7 Commands Plus ... (Short Term curriculum)

Stories of Hope

1 -Discovery Group Questions

1. One person can open the meeting in prayer
2. What are you thankful for this week?
3. What needs do you or others have? How can we help meet the needs expressed?
4. Pray for these needs
5. Did last week's lesson cause any changes in behavior or thoughts?
6. Were we able to share last week's lesson at all? How are other groups we have started going?
7. Practice a Skill (3 Circles, Your Story, Lordship Circles)
8. Vision Cast – love God, love people, self care, multiply disciples. (Does your team have a memorable “sticky vision?”)

New Passage () Preferably told as a story from memory

9. Retell the story in your own words in pairs.
10. What do you like about this story?
11. What does this teach us about God or Jesus?
12. What does this story teach us about human nature?
13. How should this message modify how we behave or think?
14. Who can you share this story (or another story) with this week?
15. Pray

Plan – How do we meet the needs we have become aware of this week?

2 - DBS Curriculum Sets:

GETTING TO KNOW JESUS Stories of Hope – helping get to know Jesus	FOLLOWING JESUS (7 Basic Commands +) I am keen to know how to follow Jesus
A hole in the roof - (Mark 2:1-12).	Repent and Believe (Mark 1:15, Luke 19:1-10)
The woman who wept at Jesus' feet - (Luke 7:36-50).	Be Baptised (Matt 28:19, Acts 8:26-39)
Two lost sons - (Luke 15:11-32)	Pray (Luke 11:1-13)
Who does God accept? - (Luke 18:9-17)	Love God and Love Others (Matt 22:37-39, Luke 10:25-37)
Crucifixion – (Luke 23:32-49)	Make Disciples (Matt 28:16-20, John 4:4-42)
Jesus appears to his Disciple (Luke 24:36-49)	Lords Supper (Luke 22:7-20)
Which soil are you? (Mark 4:1-25)	Give (Luke 6:38, Mark 12:41-44)
Two Births - John 3:1-18	Relationships Gen 2:19-25 1 Cor 7:1-16
The wedding feast Luke 14:7-25	Priorities Matt 6:19-34
The Good Shepherd John 10:1-30	Holy Spirit 1: Acts 2:1-4,14-21,36-39, Holy Spirit 2: John 14:15-27 1 Cor 12:1-11
John 4:1-30, 39-42	Word Acts 2:42, John 15:1-17
	Church Formation Acts 2:36-47 See also P

3- Discovery Bible Study: Process Tips

- 1. Pray and ask the Holy Spirit to lead your meeting.*
- 2. Let the text speak, look carefully at the character interaction, locations, and descriptive words, to see what the passage means. The goal is a personal and group encounter with the Bible.*
- 5. Listen to other group members and look to allow all members to contribute. You want to hear others real thoughts. No one person should dominate the discussion or talk over the top of other people. Move eye contact away from the dominant person, Ask someone else i.e. "Fred –what do you think about issue xyz " or "Thanks for that thought, but we really need to get back to the passage at this point. "*
- 7. Be prepared to state the obvious as this leads to further discussion and insight into the less than obvious.*
- 8. Call people back to the Bible if the discussion wanders or if unusual ideas are offered. Ask "Which part of the text sparked that idea? What was your chain of thought?" for a red herring: "Thanks for that idea, but can we hold that thought as we need to come back to the passage or we will run out of time" etc.*
- 9. Questions about context, people, are usually answered by the Bible, look for the clues in the passage first before you draw on other sources of information.*
- 10. Do not be worried about some silences as people read quietly at times, some are encountering the story for the first time and they need some space to reflect and to get a sense of the story. Don't fill silences with your answers.*
- 11. For non first language speakers it may help to write down the answers people are giving so all can see them as you go.*
- 12. Have fun –the Bible is an exciting book!*

Group Process

Sometimes it is good to do some of the questions in smaller groups of 2-4 if you have a big group. The group could start together, then break into smaller groups for:

What needs do I or others have? How can we meet these needs?

Pray for these needs

Recombine for the next set of questions and then break into the same smaller groups again for application :

How should this change how we behave/think? And

Who can I share this or another story with this week?

Pray for each other

Sometimes going to smaller groups maybe for the whole meeting is good because there is more chance for all to share ideas.

4 Skills

1. PERSON OF PEACE SEARCH

Jesus was always on the move. He was often meeting new people and visiting new places.

In Luke 10:1-11 Jesus explained to his disciples how to connect with lost people. Jesus sent his disciples to seek out those insiders whom the Spirit had prepared to receive the message. He called them persons of peace.

The person of peace becomes a doorway for the gospel to enter and spread throughout a community.

They are relationally connected and accept the

- 1. Messenger
- 2. Message
- 3. Mission

Read Luke 10:1-11 and fill in the table below.

Messenger does

Person of Peace does



This week, find a partner and set aside some time to go out among people praying and looking for a person of peace.

2. BRIDGING TO THE GOSPEL

A great way to begin a conversation about the gospel is to be *curious* about or *wonder* about what your friends believe. It is disarming to say “*I am really curious about ...*” Or “*I was wondering ...*”

One useful sequence is the flow below:

Q1: “*I am curious ... do you have a spiritual belief?*”

If yes to Q1 you listen and talk with them about their belief with a view to sharing some gospel based on what they share.

If they do not have a belief ask Q2: “*Has this always been the case – that you have no belief?*”

If they answer “No I used to have faith when I was young ...”... Ask Q3: “*What happened such that you now no longer have a belief?*” Listen and talk with them about their belief with a view to sharing some gospel based on what they share.

If they have never had a spiritual belief- seek to share some aspect of you testimony such as:

“I grew up around many people who were cynical about faith but then a friend told me “it was possible to know for certain that you have eternal life” - It seems that getting to know God is really important ... Could I draw this diagram that helped me understand how we can connect with God” then share 3 circles – Or tell a story Luke 16:19-31

Other Bridges

- *You know I am a Christian but I’ve never told you how that came to be, I would love to share that with you?*
- *Have you ever felt drawn to God?*
- *Have you ever felt that God let you down?*
- *What are the joys and challenges in your life right now?*
- *What are you passionate about?*
- *When have you felt near or far from God?*
- *If God was to do a miracle in your life, or the life of someone you love, what would it be? Can I pray for that right now? God did a miracle in my life...*
- *I want you to know ... Do you know ...?*
- Share a Bible story/Jesus story from memory - see what impact it had, “*What gets your attention in that story?*”
- Share Jesus’ wisdom:
eg “*Where you treasure is there will your heart be also*”
- Your story: you don’t need to ask permission to tell your story!
- Give a Bible / Gospel

Ask God for bridging statements 😊

Further Reading: *God Space* by Doug Pollock and *Beyond Awkward* by Beau Crosetto

3. 3 THIRDS DISCIPLESHIP

A disciple is someone who is following Jesus and learning how to fish for people. Here is a simple way of gathering with other disciples to learn how to follow and fish in three parts.

First Third: Look back

1. Care (May be item 2 ie swap with worship)

- Share any highlights or lowlights since you last met.
- Pray for any needs in the group.

2. Worship (May be item 1) ie swap with worship)

- Find a simple, relevant way to worship God.
- For example: read a passage of the Bible and respond to God in prayer; or sing songs of worship.

3. Accountability

Follow

- How did you obey the lesson from last time?

Fish

- Did you pray with anyone who was in need?
- Who did you share your story and/or Jesus' story?
- Did you find a person of peace?

4. Casting vision for reaching lost people and making disciples.

- Share an encouraging challenge to reach people far from God.
- Pray for people you know who are not following Jesus.

Second Third: Look up

5. New lesson

Read the Bible story or passage.

- Without looking at the text, retell the passage in your own words.
- What do you like about this story?
- What does this story teach us about God or Jesus?
- What does this story teach us about human nature?
- Is there a command to obey or an example to follow?

Final Third: Look forward

6. Practice

- Practice or retell the new lesson you have learned.
- OR practice a skill like 3 Circles, Your Story, Bridging to the gospel. Etc.

7. Set goals and pray

- What do you need to do this week to obey what you've learned?
- Who could you share this passage with?
- Pray.

The 3 Thirds

Look back	Look up	Look forward
<ol style="list-style-type: none"> 1. Mutual care: How are you doing? 2. Worship: Praising God in a simple, relevant way. 3. Accountability* <ul style="list-style-type: none"> • <i>Follow:</i> How did you obey the lesson from last time? • <i>Fish:</i> Did you pray with anyone who was in need? • Did you share your story and/or Jesus' story? • Did you find a person of peace? 4. Casting vision* for reaching lost people and making disciples. 	<ol style="list-style-type: none"> 5. New lesson: Enough Biblical content to obey and pass it on. <ul style="list-style-type: none"> • Short term discipleship: <ul style="list-style-type: none"> • 7 Commands • 7 Skills • Church formation • Life long discipleship <ul style="list-style-type: none"> • Three Thirds Discipleship • Discovery Bible Study 	<ol style="list-style-type: none"> 6. Practice* the lesson until everyone is confident and competent to apply the learning. eg. Retell your story, Jesus' story, or this week's story. 7. Set goals and pray:* Goals for personal growth, sharing the gospel, and training others.

If time is short, make it a priority to cover the sections with an asterix*

See [T4T: A Discipleship ReRevolution](#) by Steve Smith and Ying Kai.

Read over the outline above, then see how much of it you can write out from memory.

4. FORMING HEALTHY CHURCHES

I will build my church.
Jesus (Matthew 16:18)

1. Look back

- How are you doing?
- Is there something you can thank God for? Pray.
- Have you shared your story or Jesus’ story with anyone?
- Pray for people you know who are not following Jesus.
- Vision cast: Jesus chose some unlikely people become the first messengers to their community — an immoral woman (John 4:28-30), a demoniac (Mark 5:18-20) a corrupt official (Luke 19:1-10). He wants to use each of us to take the gospel to those who haven’t heard.

2. Look up

- Read the story: Acts 2:36-47
- Retell the passage in your own words.
- What does this story teach us about God or Jesus?
- What does it teach us about the people in the story?
- Is there a command to obey or an example to follow?

In the table below, list the activities of the first church. In the second column list what you are currently doing when you gather with other disciples.

Is there anything we need to add or change to move from being a discipleship group to become a church?

What the first church did

What we do



Becoming a healthy church

As a group, on a blank paper, draw a dotted line circle representing your own group. Above it, list:

1. the number regularly attending (stick figure),
1. the number believing in Jesus (cross)
2. the number baptized

If your group has committed to being a church, make the dotted line circle solid.

Then put an icon representing each of the remaining elements inside or outside the circle. If the group is regularly practicing the element itself, put it inside.

If the group is not, or waits for an outsider to come do it, put it outside the circle.

Symbols:

1. Group commitment to be church – solid line instead of dotted line
3. Baptism - water
4. Word – book
5. Lord's Supper – a cup
6. Fellowship – heart
7. Giving & serving – money sign
8. Prayer – praying hands
9. Worship – upraised hands
10. Evangelism – one friend holding hands with a friend he led to faith
11. Leaders – two smiley faces

Finally, you can give your church a name. This helps you establish an identity as a church in your community.

Remember that your goal is to develop churches that reproduce to the 4th generation and beyond. Including the generation number helps you see where you are in seeing God start a movement in your community.

Source: [T4T: A Discipleship ReRevolution by Steve Smith and Ying Kai](#).



3. Look forward

- What does your group need to do to become a healthy church that reproduces?

Next

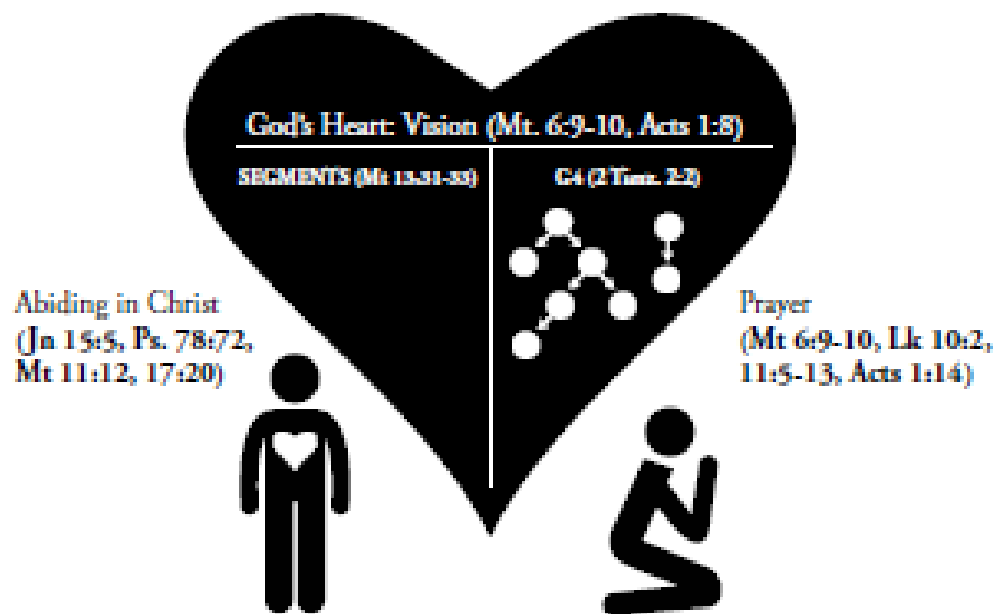
BEGIN LONG TERM DISCIPLESHIP

Use the 3Thirds pattern (pp 20-21) to work through the Creation to Christ. When you have finished Creation to Christ, continue to work through the Bible (Luke or Mark for Example) using the 3Thirds.

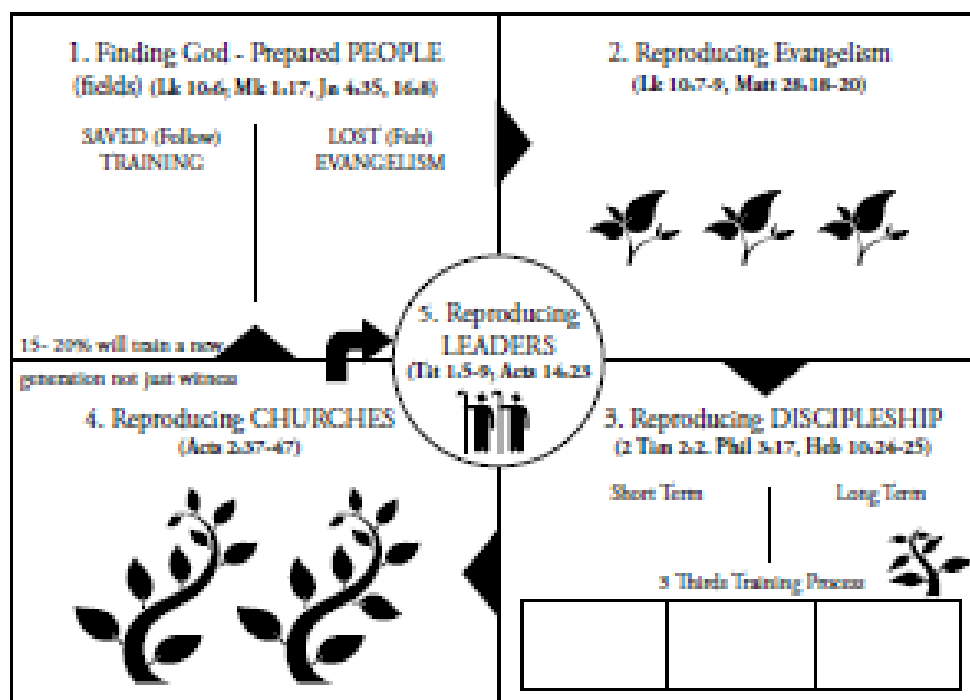
Genesis 1:1-25	The Creation Story: God Created the World
Genesis 2:4-24	The Creation Story: The Creation of Man
Genesis 3:1-13	The Fall: The First Sin and Judgment
Genesis 3:14-24	The Fall: Judgment of a Sinful World
Genesis 6:1-9:17	The Fall: The Flood
Genesis 12:1-8, 15:1-6	Redemption: God's Promise to Abram
Genesis 22:1-19	Redemption: Abraham offers Isaac as a Sacrifice
Exodus 12:1-28	Redemption: The Promise of Passover
Exodus 20:1-21	Redemption: The Ten Commandments
Leviticus 4:1-35	Redemption: The Sacrificial System
Isaiah 53	Redemption: Isaiah Foreshadows the Coming Promise
Luke 1:26-38, 2:1-20	Redemption: The Birth of Jesus
Matthew 3; John 1:29-34	Redemption: Jesus is Baptized
Matthew 4:1-11	Redemption: The Temptation of Christ
John 3:1-21	Redemption: Jesus and Nicodemus
John 4:1-26, 39-42	Redemption: Jesus and the Woman at the Well
Luke 5:17-26	Redemption: Jesus Forgives and Heals
Mark 4:35-41	Redemption: Jesus Calms the Storm
Mark 5:1-20	Redemption: Jesus Casts Out Evil Spirits
John 11:1-44	Redemption: Jesus Raises Lazarus from the Dead
Matthew 26:26-30	Redemption: The First Lord's Supper
John 18:1-19:16	Redemption: Jesus is Betrayed and Condemned
Luke 23:32-56	Redemption: Jesus is Crucified
Luke 24:1-35	Redemption: Jesus Conquers Death
Luke 24:36-53	Redemption: Jesus Appears and Ascends
John 3:1-21	Redemption: We Have a Choice

(From Dave Watson – see *Contagious Discipleship*)

FATHERS HEART AND FOUR FIELDS



Does your training plan do all five parts? Know what to do when they say yes?

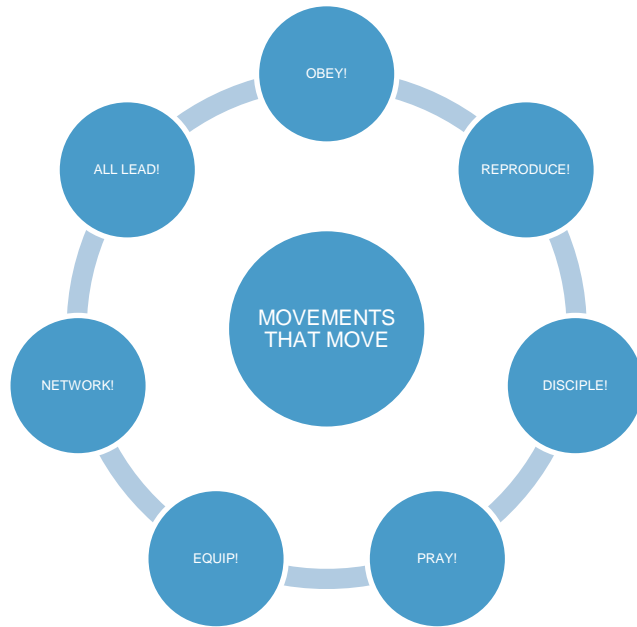


Death - Preseverance (John 12:24)



From memory, redraw and explain the Father Heart and Four Fields diagram.
Source: Mission Frontiers July/Aug 2013

PRINCIPLES OF MOVEMENTS



See *Movements that Move* by R Reach

Diagnostic Question for Each Movement Domain

Lead (negative answers are good, positive answers to this question are bad)

1. In our church if you have not been to a training course you cannot lead a meeting
2. In our church you have to have special training before you can baptize anyone
3. In our church you have to have special training before you serve communion

Obey

4. I teach others what I learn from God's Word.
5. When Gods Word convicts me of something I am doing wrong I immediately obey and change the way I behave
6. In our church based on what we are learning from Gods word and each other we make changes in the way we act

Reproduce

7. In our church everyone is encouraged to make disciples
8. In our church everyone is encouraged to start new churches
9. All new disciples are encouraged to start churches in their own homes

Disciple

- 10. The teaching I receive at my network training sessions is easy to share with others.
- 11. The teaching I receive is very practical and useful to our church.
- 12. I receive teaching often enough to help me lead this church.

Pray

- 13. How many days a week does your church gather for prayer
- 14. How many hours total does your church gather for prayer each week

Equip

- 15. When new disciples from our church start new churches someone from our church continues to meet with them at least once a week for many months to lead and guide them
- 16. I often meet with at least one person who became a disciple before me for help and advice
- 17. I meet regularly with disciples who show great zeal to train and encourage them

Network

- 18. When sharing the Gospel in a new town or place we look for an open person who has influence with many friends or relatives
- 19. When making disciples of Jesus in a new location we look for a person of influence who is actively seeking God
- 20. When I share the Gospel with unbelievers I usually share it with a family or group of friends rather than with an individual

For a version of this booklet
Noplaceleft.net.au or dave.milne061@gmail.com

See also similar booklets by Steve Addison
<https://www.movements.net/training>